

# Finding Citation Data in Your Sources

## Books

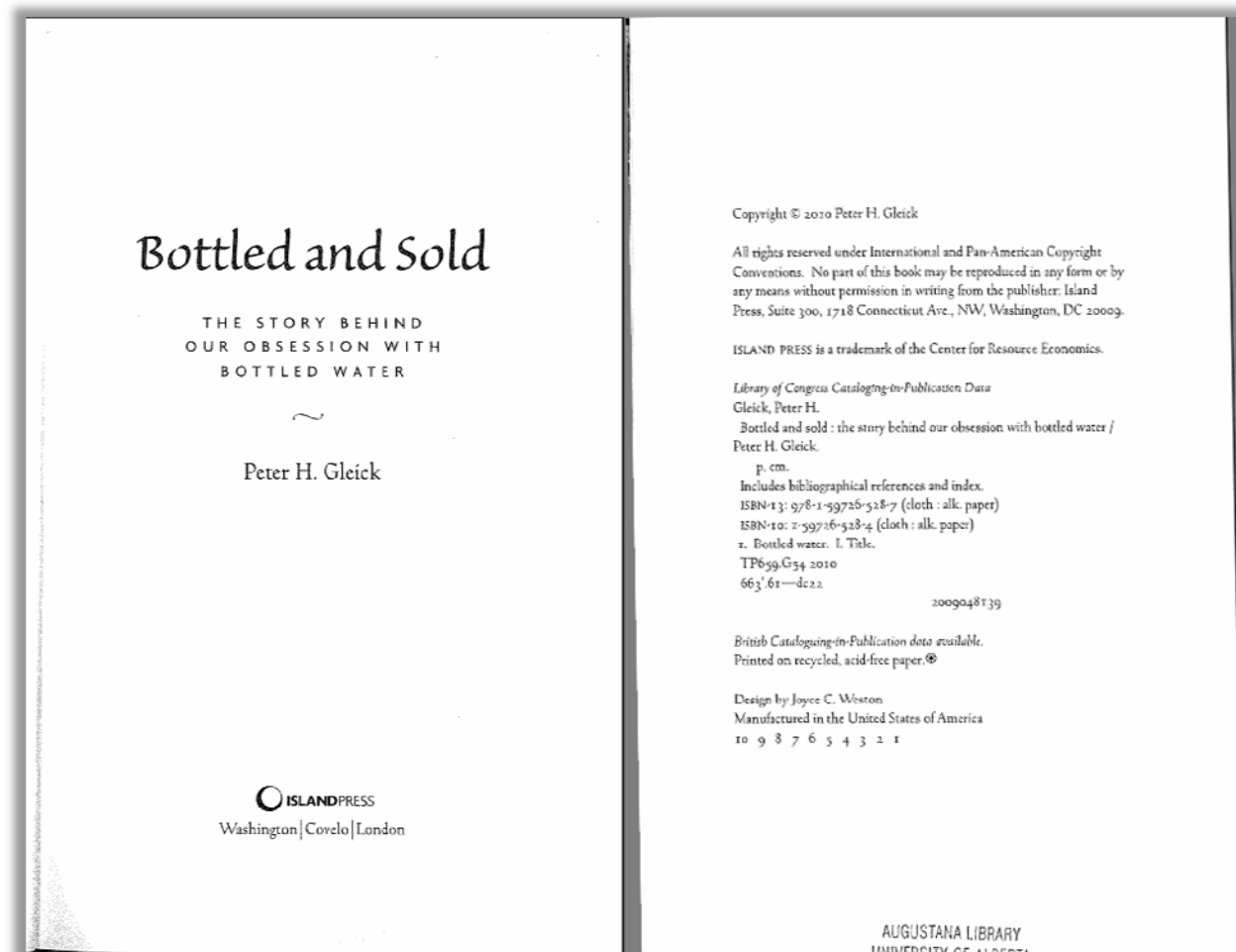
You will find most (or all) of the data you need for your citation on the **title page** and on the back (or reverse) side of the title page (often called the “**verso**”). The title page is usually about the third or fourth page in the book.

In the example below, the title page (left) states the book’s title, author, publisher and place of publication. (In this case, *three* places of publication are stated – for your citation, you would go with the *first* one, Washington).

If some of the information you need is missing from the title page (in this case, year of publication), the next thing is to turn the page over and check the verso (below right).

The verso tells us (at the top) that the book was published in 2010. Because no other years are given, we can assume it’s a *first* edition. As you can see, the verso contains a lot of other publication and printing data – sometimes you need to look hard for what you need!

**If it’s not on the title page, check the ‘verso’.**



Gleick, Peter H. *Bottled and Sold: The Story Behind Our Obsession with Bottled Water*. Washington: Island Press, 2010.

## Chapter in an edited book

Many academic books consist of chapters written by separate authors.

Such chapters are separate essays which the book's editors ask each writer to contribute (within the book's overall theme). So if you're citing one of these books, you will also need to look at its **table of contents** for your author information.

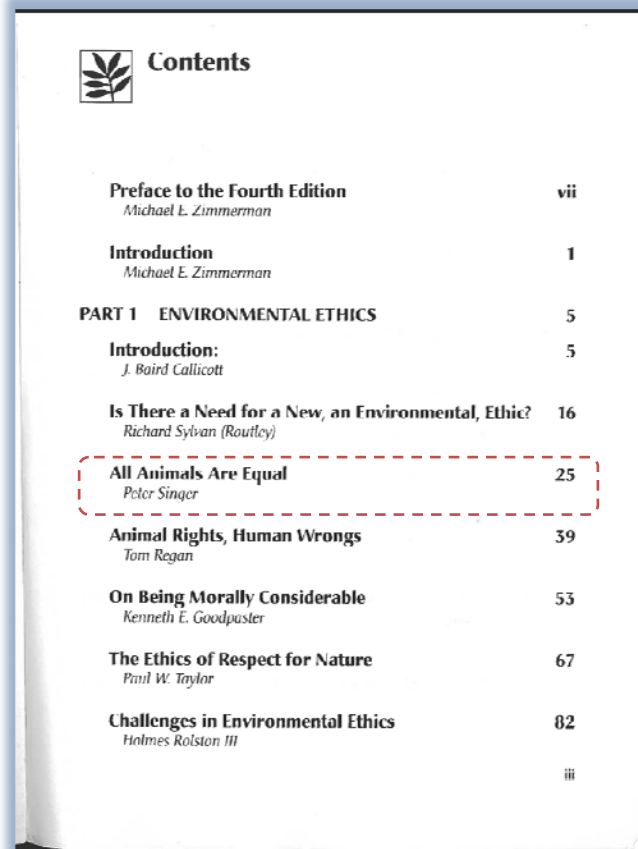
The table of contents is usually located just after the title page. As in the example at right, it lists:

- the chapter titles (e.g., "All Animals Are Equal"),
- the pages where the chapters can be found (e.g., 25),
- and, in this case, the author of each chapter (e.g., Peter Singer).

The citation style guide will ask you for the author of the chapter where you got your information, plus the chapter's title. Both can be found in the table of contents.

You will also need the book's title and the book's editor (or editors). Those can be found on the title page, along with the other information such as publisher, date, edition, etc. In this case, the citation would be (APA):

Singer, P. (2005). All animals are equal. In M. Zimmerman, J. Baird Callicott, K.J. Warren, I. Klaver & J. Clark (Eds.). *Environmental philosophy: From animal rights to radical ecology* (pp. 25-38). Upper Saddle River, NJ: Pearson.



The image shows a page titled "Contents" with a leaf logo. It lists the following sections and page numbers:

<b>Preface to the Fourth Edition</b> <i>Michael E. Zimmerman</i>	vii
<b>Introduction</b> <i>Michael E. Zimmerman</i>	1
<b>PART 1 ENVIRONMENTAL ETHICS</b>	5
<b>Introduction:</b> <i>J. Baird Callicott</i>	5
<b>Is There a Need for a New, an Environmental, Ethic?</b> <i>Richard Sylvan (Routley)</i>	16
<b>All Animals Are Equal</b> <i>Peter Singer</i>	25
<b>Animal Rights, Human Wrongs</b> <i>Tom Regan</i>	39
<b>On Being Morally Considerable</b> <i>Kenneth E. Goodpaster</i>	53
<b>The Ethics of Respect for Nature</b> <i>Paul W. Taylor</i>	67
<b>Challenges in Environmental Ethics</b> <i>Holmes Rolston III</i>	82
	iii

### What's the difference between an author and an editor?



The author (or authors) is whoever wrote the source that you're citing. Very often the whole book was written by an author (or two or three authors).

Other times, the author is one of several writers who each contributed one or more chapters to the book. Books like that have **editors**.

The editor is the person, or people, who chose and compiled the chapters that were written by various authors. Sometimes the editor has also written, or authored, a chapter in the book.

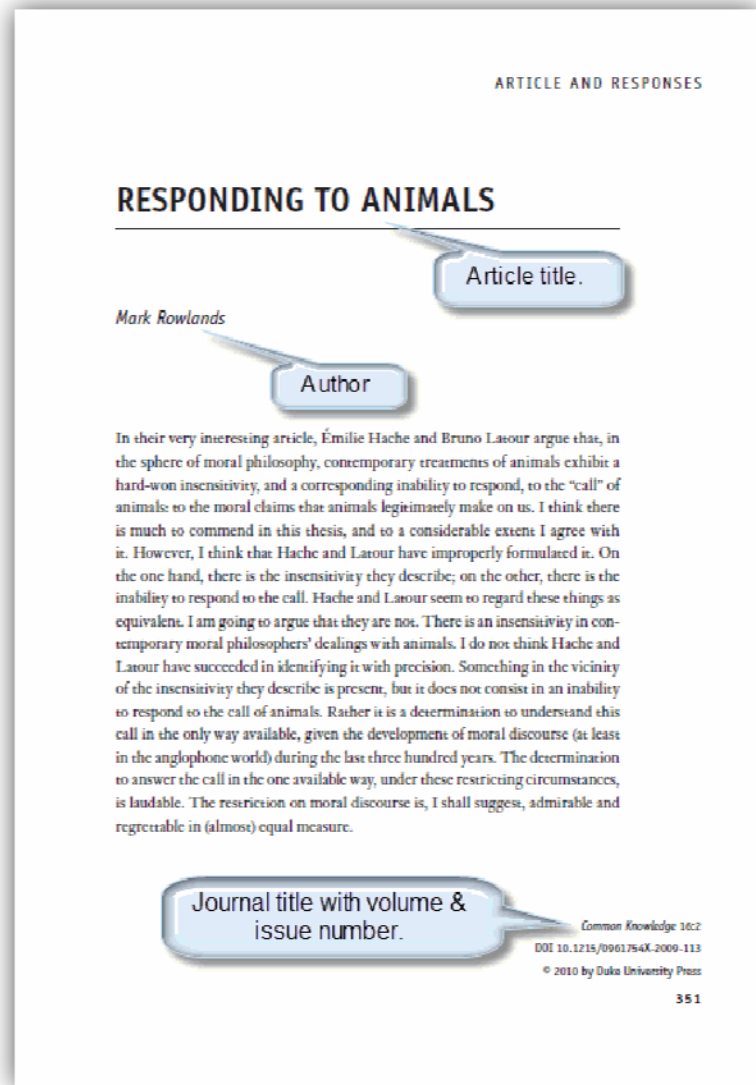
In the example above, Michael Zimmerman, one of the book's five editors, wrote the Preface and Introduction. If you were citing either of this book's introductory sections, you would name Zimmerman twice – as author and editor. It would look like this (in MLA style):

Zimmerman, Michael E. Introduction. *Environmental Philosophy: From Animal Rights to Radical Ecology*. Ed. Michael E. Zimmerman, J. Baird Callicott, Karen J. Warren, Irene Klaver and John Clark. Upper Saddle River, NJ: Pearson. 2005. 1-4. Print.

## Articles

In the case of articles from databases, the elements for your citation can be found in various places:

- the first page of the article itself (see illustration at right);
- in the *brief* citation – i.e., in the *list* of articles in your search results, and usually at the beginning of the citation (see the illustration below);
- or, in the *detailed* citation you see once you click on the brief citation.



Brief citation in a list of database search results:

Author: Rowlands, Mark. Article title: RESPONDING TO ANIMALS. Date of publication: Spring 2010. Volume # & issue #: Vol. 16 Issue 2. Page range: p351-360, 10p. DOI: 10.1215/0961754X-2009-113. Subjects: HUMAN-animal relationships; RIGHT & wrong; ETHICS in literature; MORAL motivation; HACHE, Emilie; LATOUR, Bruno. Database: Academic Search Complete. Add to folder, Relevance, PDF Full Text (210KB).

Callouts identify: Author, Article title, Date of publication, Volume # & issue #, Page range, and Journal title.

The citation for the above (in MLA style) would be:

Rowlands, Mark. “Responding to Animals.” *Common Knowledge* 16.2 (2010): 351-360. *Academic Search Complete*. Web. 28 September 2011.

## Webpages

Web information is much less consistent than with books and articles. You usually have to *hunt around* a bit for your citation data.

When you find information on the Web (for example, via Google), it's usually on a page that *belongs* to a larger website (much like a chapter in a book, or article in a journal). And that means the page that you found may have only a fraction of the data for your citation.

- The page has a **URL** (some citation formats require a URL, others don't);
- It probably has a **page title**;
- It *might* have the **name of the person** who wrote that particular text;
- And it *might* include the **date** when the text was written.

But you still need the name of the organization that owns the website (and thus sponsored or "published" the page that you're citing), plus other data.

So, to gather citation data for information on the Web, you often need to:

1. navigate to the website's homepage; and then
2. find and then click on a link with a name like "About Us" or "Contact Us."

"Contact" and "About Us" pages will usually provide you with the website's name and the name of the publishing organization. The point is to find as many of the following elements as you can (this example uses MLA style):

Lastname, Firstname. "Title of page." Title of Website. Publisher of Website, Date of webpage's information. Web. Date of your access.

The person(s) named may be the author(s) of the *webpage* or the editor(s) of the *website*. In the absence of a person, you skip the first part and begin your citation with the page title. If you truly can't find certain elements, you leave them out – but be sure, because your instructor might find them!

Consider the webpage at right. It has a page (or essay) title: "Line, Vortex..." And the author's name is stated (Peter Schmidt).

You would begin your citation with:


Schmidt, Peter. "Line, Vortex, and Mound: On First Reading Thomas Pynchon's *Mason and Dixon*."

But what about the rest? No further publication data is *on* the webpage, and there's no link to the site's homepage.

However, a glance at the URL tells you a lot: this page is on an academic website (.edu) and the institution is probably named Swarthmore.

And by shortening that URL to <http://www.swarthmore.edu/Humanities/pschmid1/> you arrive at Schmidt's top-level webpage (shown below) and learn that he's with the

Practice "due diligence" – find as many citation elements as you can. And leave them out if they can't be found.



English department at Swarthmore College in Pennsylvania.

You try searching further by shortening the URL to other forward-slashes (e.g., <http://www.swarthmore.edu/Humanities/>), but in some cases the server tells you “Access Forbidden.”

And going to the Swarthmore homepage (<http://www.swarthmore.edu/>) doesn't tell you anything you don't already know.

You still don't have a website title – Schmidt never gave his site a name. Nor has he provided a date for the essay you're citing.

But you have enough data that now your citation can look like this (in MLA):

Schmidt, Peter. “Line, Vortex, and Mound: On First Reading Thomas Pynchon's *Mason and Dixon*.” Swarthmore College. Web. 28 Sept. 2011.

The last element is the date on which you accessed Schmidt's webpage.

You have omitted any elements that you simply could not find. And you've used the college as the sponsor or publisher of the site. The result is a brief citation, but it's the best you could do based on the information available. And it's just enough information that any reader of your paper should be able to find the webpage you're citing.

Further information on doing citations: <http://www.library.ualberta.ca/augustana/citations/>

